

# Starter Skills | Support

## 1 Read. Circle *True* or *False*.

**Tom:** Let's do this online quiz about our online habits, Ava. Here's question 1: Do you always go online to find information?

**Ava:** Yes, I always use the internet to find information.

**Tom:** OK. Question 2: How often do you post videos?

**Ava:** I sometimes post videos.

**Tom:** Now, do you play video games online?

**Ava:** Yes, I often do.

**Tom:** OK. Do you chat online?

**Ava:** No. I never chat online.

**Tom:** And how many hours do you use the internet for each day?

**Ava:** I think I use it for about three hours a day.

**Tom:** That's it! Let's see the results. You use the internet, but not all the time. Good!

@ #
➤
🔍

What do you do online?

- 1 Do you always go online to find information?
- 2 How often do you post videos?

- 1 This text is a conversation between two friends. True / False
- 2 The children are talking about an online game. True / False
- 3 The quiz is about staying safe online. True / False
- 4 Tom is asking Ava the questions. True / False
- 5 There are five questions in the quiz. True / False

## 2 Choose and circle words to complete the questions. Write a quiz for your friend.

Do you always go online to ...?

do homework    listen to music  
watch videos

How often do you ...?

play video games online  
post comments    post photos  
send emails

Do you ...?

chat online    post comments  
share your password  
use your surname

What do you do online?

Do you always \_\_\_\_\_ ?

How often do you \_\_\_\_\_ ?

Do you \_\_\_\_\_ ?

Do you \_\_\_\_\_ ?

Do you \_\_\_\_\_ ?

## 3 Interview your friend. Ask your questions from Activity 2. Then answer your friend's questions. Are any of your answers the same?

Use: always    often    sometimes    never

Do you always go online to do homework?

No, I don't. I sometimes go online to do my homework.

**Starter Skills | Consolidate**

**1 Read and circle.**

**Tom:** Let's do this online quiz about our online habits, Ava!

**Ava:** OK. Can I go first?

**Tom:** Sure! Question 1: Do you always go online to find information?

**Ava:** Yes, I always use the internet to find information.

**Tom:** OK. Question 2: How often do you post videos?

**Ava:** I sometimes post videos.

**Tom:** Me too. Now, do you play online games?

**Ava:** Yes, I often do.

**Tom:** So do I. Next question: Do you chat online?

**Ava:** No. I never chat online.

**Tom:** And how many hours do you use the internet for each day?

**Ava:** I think I use it for about three hours a day.

**Tom:** That's it! Let's see the results. You sometimes use the internet, but not all the time. Good!

@ # ↗ 🔍

**What do you do online?**

- 1 Do you always go online to find information?
- 2 How often do you post videos?

- 1 This text is a conversation between two friends / teachers / boys.
- 2 Tom and Ava are talking about an online game / quiz / video.
- 3 They're talking about internet safety / chatting online / their online habits.
- 4 Ava is asking Tom questions / answering questions / looking at results.
- 5 There are four / five / six questions to answer.

**2 Write a quiz for your friend. Choose words from the box to complete the questions.**

chat online   do homework   give your telephone number   listen to music  
 play video games online   post photos/comments   send emails   share your password  
 use your first name/surname   watch videos

**What do you do online?**

Do you always \_\_\_\_\_ ?

How often do you \_\_\_\_\_ ?

Do you \_\_\_\_\_ ?

Do you \_\_\_\_\_ ?

Do you \_\_\_\_\_ ?

**3 Interview your friend. Ask your questions from Activity 2 and take notes. Then join another pair and share your friend's answers.**

Do you always go online to do your homework?

No, I don't. I sometimes ...

My friend sometimes goes ...

# Starter Skills | Reach higher

## 1 Read. Answer the questions.

**Tom:** Let's do this online quiz about our online habits, Ava. It looks fun!

**Ava:** OK. Can I go first?

**Tom:** Sure! Question 1: Do you always go online to find information?

**Ava:** Yes, I always use the internet to find information. I never use an encyclopaedia.

**Tom:** OK. Question 2: How often do you post videos?

**Ava:** I sometimes post videos. I love posting videos of my cat!

**Tom:** Your cat is funny! Now, do you play online games?

**Ava:** Yes, I often do. You know that!

**Tom:** Of course! Next question: Do you chat online?

**Ava:** No. I never chat online.

**Tom:** And how many hours do you use the internet for each day?

**Ava:** I think I use it for about three hours a day.

**Tom:** That's it! Let's see the results. You sometimes use the internet, but not all the time. That's good. But you should use the library and encyclopaedias to find information, too!

@ #
➤
🔄

### What do you do online?

- 1 Do you always go online to find information?
- 2 How often do you post videos?

- 1 What type of text is this? It's a conversation between two friends.
- 2 What is the quiz about? \_\_\_\_\_
- 3 Who is asking the questions? \_\_\_\_\_
- 4 What does Ava say about chatting online? \_\_\_\_\_
- 5 How many questions has the quiz got? \_\_\_\_\_

## 2 Write a quiz for your friend. Complete the questions.

### What do you do online?

Do you always \_\_\_\_\_ ?

How often do you \_\_\_\_\_ ?

Do you \_\_\_\_\_ ?

Do you \_\_\_\_\_ ?

Do you \_\_\_\_\_ ?

## 3 Work with a friend. Ask each other your questions from Activity 2 and take notes. Are any of your answers the same? Join another pair and tell them.

Do you always go online to do your homework?

So do !!

No, I don't. I sometimes ...

My friend and I sometimes go ...

# Unit 1 Skills | Support

## 1 Read and circle.

### Adventure scuba diving!

Do you want to see life under the sea? Start today!  
Learn to dive and be safe.  
Our diving instructors are the best! ★★★★★

You can do a one-day beginners' course for only €49,  
or try a whole week at sea for €499.

We have all the equipment you need:

✓ wetsuit	✓ life jacket
✓ flippers	✓ first aid kit
✓ mask	



**Special packages**  
You can choose one of these options:

- ✓ fish and ocean life
- ✓ shipwrecks and treasure
- ✓ reefs and rocks

- 1 This is a poster for scuba diving courses / holidays.
  - 2 The poster doesn't give information about the diving instructors / the club's address.
  - 3 Learning to scuba dive for a day costs ~~€499~~ / €49.
  - 4 You can / can't choose to have a week of lessons.
  - 5 ~~The club gives you~~ / You take scuba diving equipment.
  - 6 You can choose all three special packages / only one special package.
- 2 Choose and circle an adventure sport and the equipment you need. Create a poster for your adventure sport.

caving kayaking rock climbing  
snowboarding surfing

boots first aid kit harness helmet  
knee pads life jacket mask rope wetsuit

**Adventure** \_\_\_\_\_ !

Do you want to \_\_\_\_\_? Start today!

Learn to \_\_\_\_\_ and be safe.

Our \_\_\_\_\_ instructors are the best! ★★★★★

You can do a one-day beginners' course for \_\_\_\_\_,  
or try a week \_\_\_\_\_ for \_\_\_\_\_.

We have all the equipment you need:

✓ \_\_\_\_\_ ✓ \_\_\_\_\_ ✓ \_\_\_\_\_ ✓ \_\_\_\_\_

**Special packages**  
You can choose one of these options:

- ✓ \_\_\_\_\_
- ✓ \_\_\_\_\_

## 3 Talk about your poster from Activity 2. Ask and answer.

What's your poster about?

It's about kayaking.

What equipment do you need?

You need a life jacket, a first aid kit, ...



# Unit 1 Skills | Consolidate

## 1 Read. Complete the sentences.

### Adventure scuba diving!

**Explore the underwater world with Super Scuba Club.**  
 Do you want to see life under the sea? Start today!  
 Learn to dive and be safe. Our diving instructors are the best! ★★★★★  
 You can do a one-day beginners' course for only €49,  
 or try a whole week at sea for €499.

The courses are from Tuesday to Sunday. We are closed on Mondays.

We have all the equipment you need:

✓ wetsuit      ✓ life jacket      ✓ mask  
 ✓ flippers      ✓ first aid kit

**Special packages**

You can choose one of these options:

- ✓ fish and ocean life
- ✓ shipwrecks and treasure
- ✓ reefs and rocks

- 1 This is a poster for adventure scuba diving courses.
  - 2 You can learn and be safe because the club has got \_\_\_\_\_ diving instructors.
  - 3 A one-day course costs \_\_\_\_\_ and a one-week course is \_\_\_\_\_.
  - 4 The poster \_\_\_\_\_ information about the club's opening and closing times.
  - 5 The club gives you \_\_\_\_\_ you need for scuba diving.
  - 6 There are three \_\_\_\_\_. You can choose one of them.
- 2 Choose and circle an adventure sport and the equipment you need. Create a poster for your adventure sport.

caving kayaking rock climbing  
snowboarding surfing

boots first aid kit harness helmet  
knee pads life jacket mask rope wetsuit

\_\_\_\_\_!

Explore \_\_\_\_\_ with \_\_\_\_\_.

Do you \_\_\_\_\_? Start today!

Learn to \_\_\_\_\_ and be \_\_\_\_\_.

Our \_\_\_\_\_ are the \_\_\_\_\_! ★★★★★

You can \_\_\_\_\_, or try a whole week \_\_\_\_\_.

The courses are \_\_\_\_\_. We are closed \_\_\_\_\_.

You get \_\_\_\_\_:

✓ \_\_\_\_\_ ✓ \_\_\_\_\_ ✓ \_\_\_\_\_ ✓ \_\_\_\_\_

**Special packages**

You can choose \_\_\_\_\_:

- ✓ \_\_\_\_\_
- ✓ \_\_\_\_\_

## 3 Talk about your poster from Activity 2. Ask and answer.

What's your poster about?

It's about ...

What equipment do you get?

# Unit 1 Skills | Reach higher

## 1 Read. Correct the sentences.

### Adventure scuba diving!

#### Explore the underwater world with Super Scuba Club.

Do you want to see life under the sea? Enjoy an amazing scuba diving experience. Start today!

Learn to dive and be safe. Our diving instructors are the best! ★★★★★

You can do a one-day beginners' course for only €49, or try a whole week at sea for €499.

The courses are from Tuesday to Sunday. We are closed on Mondays.

All inclusive! We provide all the equipment you need. You get:

- ✓ wetsuit      ✓ life jacket      ✓ mask
- ✓ flippers      ✓ first aid kit



#### Special packages

You can choose one of these options:

- ✓ fish and ocean life
- ✓ shipwrecks and treasure
- ✓ reefs and rocks

Visit [www.supersclub.net](http://www.supersclub.net) to find out more about our courses.

- This is a poster for scuba diving holidays. *This is a poster for scuba diving courses.*
- There isn't any information about the club's instructors. \_\_\_\_\_
- The price for a one-week course is €49. \_\_\_\_\_
- The club is open every day. \_\_\_\_\_
- You need to bring your own equipment. \_\_\_\_\_
- You can call the club for more information. \_\_\_\_\_

## 2 Think of an adventure sport and the equipment you need. Then create a poster.

\_\_\_\_\_!

Explore \_\_\_\_\_.

Do you \_\_\_\_\_? Start today!

Learn to \_\_\_\_\_ and be \_\_\_\_\_.

Our \_\_\_\_\_! ★★★★★

You can \_\_\_\_\_, or \_\_\_\_\_.

The courses are \_\_\_\_\_.

We are closed \_\_\_\_\_. We provide \_\_\_\_\_:

- ✓ \_\_\_\_\_
- ✓ \_\_\_\_\_
- ✓ \_\_\_\_\_
- ✓ \_\_\_\_\_

**Special packages**

You \_\_\_\_\_:

- ✓ \_\_\_\_\_
- ✓ \_\_\_\_\_
- ✓ \_\_\_\_\_

## 3 Talk about your poster from Activity 2. Ask and answer. Give reasons and opinions.

What's your poster about?

It's about kayaking because I'd like to try that sport.

Kayaking is exciting! What equipment do you get?

You get ...

# Unit 2 Skills | Support

## 1 Read. Circle *True* or *False*.

### Adopt a giant panda

Giant pandas live in forests in the mountains of China. They eat bamboo and they are good climbers. Pandas are vulnerable because of loss of habitat. People are taking forest land for buildings and it's very difficult for pandas to find bamboo. At present, there are around 1,800 giant pandas living in the wild.

Do you want to help? Adopt a panda today! For only £50 you can get an adoption pack. With your donation, we can help protect giant pandas.

- |   |              |
|---|--------------|
| 1 This text is an online advert for adopting a giant panda. | True / False |
| 2 We learn about where pandas live and what they eat.       | True / False |
| 3 We learn why pandas are vulnerable.                       | True / False |
| 4 It is easy for pandas to find food in the wild.           | True / False |
| 5 There are 1,800 new buildings in the forests of China.    | True / False |
| 6 An adoption pack costs £50.                               | True / False |

## 2 Choose an endangered or vulnerable animal. Write an advert for adopting your animal.

**Animal:** \_\_\_\_\_

**Habitat:** forests  grasslands   
ocean  polar region

**Status:** endangered  vulnerable

**Threats:** loss of habitat   
poaching  pollution

**Price of adoption pack:** \_\_\_\_\_

### Adopt a \_\_\_\_\_

\_\_\_\_\_ live in \_\_\_\_\_.

They are \_\_\_\_\_ because of \_\_\_\_\_.

Do you want to help? Adopt a \_\_\_\_\_!

For \_\_\_\_\_ you can get an adoption pack. With your donation, we can help protect \_\_\_\_\_.

## 3 Work with a friend and look at Activity 2. What can your adoption packs include? You can use the ideas in the box.

a toy animal   a poster of the animal   an adoption certificate   photos of the animal

My animal is a polar bear.

Your adoption kit can have a toy polar bear.

Good idea! It can also have ...


# Unit 2 Skills | Consolidate

## 1 Read and circle.

### Adopt a giant panda

Giant pandas live in forests in the mountains of China. They eat bamboo and they are good climbers. They are very big, but a baby panda is smaller than a mouse! Pandas are vulnerable because of loss of habitat. People are taking forest land for buildings and it's very difficult for pandas to find bamboo. At present, there are around 1,800 giant pandas living in the wild.

Do you want to help? Adopt a panda today! For only £50 you get an adoption pack. With your donation, we can help protect giant pandas.



- 1 The text is an online advert for learning about / adopting / looking after a giant panda.
- 2 We learn about where pandas go / live / climb and what they eat.
- 3 Pandas are vulnerable because they are losing their habitat / their babies / people that look after them.
- 4 Climbing / Finding a building / Finding food is a problem for pandas.
- 5 1,800 is the number of pandas / buildings / people in the forests of China.
- 6 You can create / sell / buy an adoption pack and help protect pandas.

## 2 Choose an endangered or vulnerable animal. Write an advert for adopting your animal.

**Animal:** \_\_\_\_\_

**Habitat:** forests  grasslands   
ocean  polar region

**Status:** endangered  vulnerable

**Threats:** loss of habitat   
poaching  pollution

**Price of adoption pack:** \_\_\_\_\_

**Adopt a** \_\_\_\_\_

\_\_\_\_\_ live in \_\_\_\_\_.

They eat \_\_\_\_\_. They are \_\_\_\_\_.

They are \_\_\_\_\_ because \_\_\_\_\_.

Do you want to help? Adopt a \_\_\_\_\_

\_\_\_\_\_! For \_\_\_\_\_ you can \_\_\_\_\_.

With your donation, we can \_\_\_\_\_.

## 3 Work with a friend and look at Activity 2. What can your adoption packs include?

My animal is a polar bear.

Your adoption pack can have a toy polar bear.

Good idea! It can also have ...


## Unit 2 Skills | Reach higher

### 1 Read. Answer the questions.

### Adopt a giant panda

Giant pandas live in forests in the mountains of China. They eat bamboo and they are good climbers. A baby panda is smaller than a mouse, but adult pandas are very big and heavy. Pandas are vulnerable because of loss of habitat. People are taking forest land for buildings so it's very difficult for pandas to find bamboo. At present, there are around 1,800 giant pandas living in the wild.

Do you want to help? Adopt a panda today! For only £50 you get an adoption pack. It includes a toy panda, a photo of a giant panda and a certificate. With your donation, we can help protect giant pandas and their habitat. We also protect other animals, such as the golden monkey.



- Is this an advert for buying an animal? No, it's for adopting an animal.
- What do we learn about pandas? Write three things. \_\_\_\_\_
- Why is the pandas' habitat in danger? \_\_\_\_\_
- What problem are pandas having with food? \_\_\_\_\_
- What does the number 1,800 mean? \_\_\_\_\_
- What can people do to help? \_\_\_\_\_

### 2 Choose an endangered or vulnerable animal, or make one up. Write an advert for adopting your animal.

-----

**Animal:** \_\_\_\_\_

**Habitat:** \_\_\_\_\_

**Status:** endangered / vulnerable

**Threats:** \_\_\_\_\_

\_\_\_\_\_

**Price of adoption pack:** \_\_\_\_\_

\_\_\_\_\_ live in \_\_\_\_\_.

They eat \_\_\_\_\_. They are \_\_\_\_\_

\_\_\_\_\_. They are \_\_\_\_\_

because \_\_\_\_\_.

Do \_\_\_\_\_? Adopt a \_\_\_\_\_

\_\_\_\_\_! For \_\_\_\_\_ you get \_\_\_\_\_.

With your donation, we \_\_\_\_\_.

### 3 Work with a friend and look at Activity 2. What can your adoption packs include? Then join another pair and share your ideas.

My animal is ...

Your adoption pack can have ...

Good idea! It can also have ...

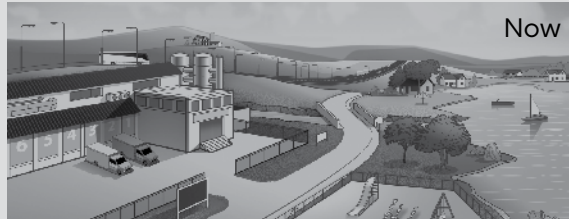
Our adoption packs are going to have ...

# Unit 3 Skills | Support

## 1 Read and match.

### My town in the past and now

This was my town 20 years ago and now! It looks very different. There were fields and there was a stream. There wasn't a motorway and there weren't any traffic jams. But there weren't any trees, and there wasn't a lake. There was also a rubbish dump with rubbish and some old cars. Now, there's a factory in its place. There are lots of trees, a lake and a motorway. Sometimes there are traffic jams, but I prefer my town today! What do you think?



- |                              |   |
|------------------------------|---|
| 1 This blog post is          | a compares the past with the present.         |
| 2 The blog post              | b town doesn't look the same now.             |
| 3 The writer thinks that the | c about a town.                               |
| 4 Twenty years ago,          | d there's a factory and a lake.               |
| 5 Now,                       | e that the town is better now.                |
| 6 The writer thinks          | f there were some old cars in a rubbish dump. |

## 2 Think about your town 20 years ago. Choose two things there were in your town and two things there weren't. Tick or cross. Then write a blog post about your town.

Use: There was    There wasn't    There were    There weren't any

20 years ago ...			
a factory	<input type="checkbox"/>	traffic jams	<input type="checkbox"/>
a lake	<input type="checkbox"/>	a farm	<input type="checkbox"/>
an airport	<input type="checkbox"/>	a motorway	<input type="checkbox"/>
fields	<input type="checkbox"/>	rocks	<input type="checkbox"/>
a stream	<input type="checkbox"/>		

### My town in the past

My town looked very different 20 years ago!

There \_\_\_\_\_

and there \_\_\_\_\_. But there \_\_\_\_\_

\_\_\_\_\_ and there \_\_\_\_\_.

I prefer \_\_\_\_\_.

## 3 Talk about your town from Activity 2. Were your towns the same or different?

There was a farm in my town.

There was a farm in my town, too.  
There weren't any traffic jams.

# Unit 3 Skills | Consolidate

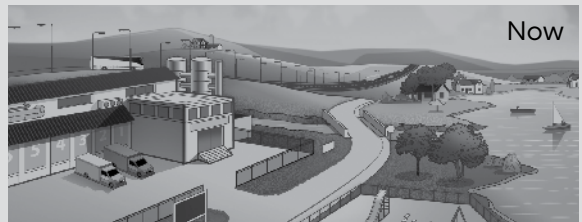
## 1 Read. Complete the sentences.

### My town in the past and now

Look at these photos. They show my town now and 20 years ago! It looks very different. There were lots of fields and there was a stream. There wasn't a motorway and there weren't any traffic jams. But there also weren't any trees, and there wasn't a lake. There was a rubbish dump with rubbish and some old cars. Now, there's a factory in its place. There are lots of trees, a lake and a motorway. Sometimes there are traffic jams, but I prefer my town today. It's nicer, cleaner and more fun! What do you think?



20 years ago



Now

- 1 This blog post is about a town in the past and in the present.
- 2 The writer thinks that the town doesn't look the \_\_\_\_\_ now.
- 3 Twenty years ago, there weren't any \_\_\_\_\_ or \_\_\_\_\_.
- 4 Now, there's \_\_\_\_\_ where there was a rubbish dump.
- 5 The writer thinks that the town is \_\_\_\_\_ now.
- 6 The writer wants to know your opinion about \_\_\_\_\_.

## 2 Think about your town 20 years ago. Choose three things there were in your town and three things there weren't. Tick or cross. Then write a blog post about it.

20 years ago ...	
factory <input type="checkbox"/>	traffic jams <input type="checkbox"/>
lake <input type="checkbox"/>	farm <input type="checkbox"/>
airport <input type="checkbox"/>	motorway <input type="checkbox"/>
fields <input type="checkbox"/>	rocks <input type="checkbox"/>
stream <input type="checkbox"/>	

### My town in the past

My town looked very different 20 years ago!

There \_\_\_\_\_

and there \_\_\_\_\_.

There \_\_\_\_\_,

too. But \_\_\_\_\_

and \_\_\_\_\_.

There \_\_\_\_\_.

I prefer \_\_\_\_\_.

It's \_\_\_\_\_.

## 3 Ask and answer about your towns. Were they the same or different?

Were there any traffic jams in your town?

Yes, there were. / No, there weren't.

My town was the same / different. There was ...



**Unit 3 Skills | Reach higher**

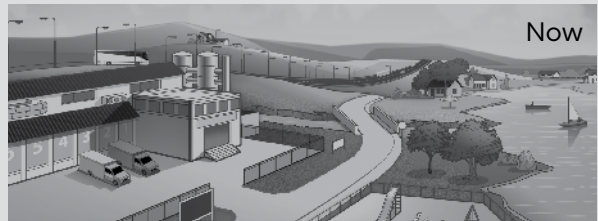
**1 Read and answer the questions.**

**My town in the past and now**

Look at these photos. They show my town now and 20 years ago! It looks very different. Twenty years ago, my town was quiet. There were lots of fields and there was a stream. There wasn't a motorway and there weren't any traffic jams. But there weren't any trees in those days, and there wasn't a lake. There was also a rubbish dump with rubbish and some old cars. Now, there's a factory in its place. There are lots of trees and a motorway. Sometimes there are traffic jams, but I prefer my town today. It's nicer, cleaner and more fun! My favourite place is the lake. What do you think?



20 years ago



Now

- 1 What is this blog post about? It's about a town in the past and now.
- 2 Why was the town quiet in the past? \_\_\_\_\_
- 3 What is there where the rubbish dump was? \_\_\_\_\_
- 4 What does the writer think about the town now? \_\_\_\_\_
- 5 What do you think about the writer's town in the past? \_\_\_\_\_
- 6 In your opinion, which is better - then or now? \_\_\_\_\_

**2 Think about your town 20 years ago. Think of three things there were in your town and three things there weren't. Then write a blog post about it.**

Three things there were:

\_\_\_\_\_

\_\_\_\_\_

\_\_\_\_\_

Three things there weren't:

\_\_\_\_\_

\_\_\_\_\_

\_\_\_\_\_

**My town in the past**

My town looks very different now!

There \_\_\_\_\_.

\_\_\_\_\_

\_\_\_\_\_

I prefer \_\_\_\_\_.

It's \_\_\_\_\_.

**3 Talk about your towns from Activity 2. Say what is different from now.**

In the past, there wasn't an airport in my town. Now, there is an airport and a motorway. What about your town?


In my town there were ...



## Unit 4 Skills | Support

### 1 Read and circle.

Dear Elaine,  
 How are you? I'm at a summer camp in Malta. It's great fun!  
 This week, we're learning about archaeology.  
 Yesterday, we were at a site early in the morning. I was tired, but excited! There were some coins and bones buried in the earth near my area. The coins were very old.  
 Today, I want to examine some jewellery at the site. There are special tools that we can use.  
 In the afternoon, we can go surfing at the beach.  
 See you soon!  
 May



- 1 This text is an email / a letter.
- 2 May is / isn't enjoying summer camp.
- 3 She's telling Elaine about the activities last / this week.
- 4 Yesterday, May was / wasn't tired at the site.
- 5 May wants to examine some old coins / jewellery today.
- 6 She says that she can / can't use special tools at the site.

### 2 Choose a town or a city. Write a letter to a friend. You can use the ideas in the box.

I was... afraid excited surprised tired  
 There was... a cinema a shopping centre a square a town hall  
 Today, I can... go to a museum go to the shops play in a park

Dear \_\_\_\_\_,

How are you? I'm in \_\_\_\_\_. It's great fun!

Yesterday, I was at \_\_\_\_\_. I was \_\_\_\_\_!

There \_\_\_\_\_.

Today, I can \_\_\_\_\_.

See you soon!

\_\_\_\_\_

### 3 Talk about your letter from Activity 2.


I'm in ... Yesterday, I was at a shopping centre. I was excited! What about you?

I'm in ... Yesterday, I was ...

**Unit 4 Skills | Consolidate**

**1 Read. Correct the underlined words in the sentences.**

Dear Elaine,  
 How are you? I'm at a summer camp in Malta. It's sunny every day, and great fun! This week, we're learning all about archaeology. Yesterday, we were at a site early in the morning, but I wasn't tired. I was excited! There were some coins and bones buried in the earth near my area. The coins were interesting, but they weren't very nice because they were old. Today, I want to examine some jewellery at the site. There are special tools that we can use. In the afternoon, we can go surfing at the beach. See you soon!  
 May



- 1 This text is an email. *This text is a letter.*
- 2 May is bored at summer camp. \_\_\_\_\_
- 3 She tells Elaine about the activities last week. \_\_\_\_\_
- 4 She describes the bones that were buried at the site. \_\_\_\_\_
- 5 Today, May would like to examine some coins. \_\_\_\_\_
- 6 She mentions a plan for the early morning today. \_\_\_\_\_

**2 Choose a town or a city. Write a letter to a friend. You can use the ideas in the box.**

It's... cloudy cold rainy sunny warm  
 I was/wasn't... afraid excited surprised tired  
 There was/wasn't... a cinema a shopping centre a square a town hall  
 Today, I can ... go to a museum go to the shops play in a park

Dear \_\_\_\_\_,

How are you? I'm in \_\_\_\_\_. It's \_\_\_\_\_ and great fun!

Yesterday, I was at \_\_\_\_\_. I was \_\_\_\_\_! I wasn't \_\_\_\_\_.

There \_\_\_\_\_.

Today, I can \_\_\_\_\_.

See you soon!

\_\_\_\_\_

**3 Talk about your letter from Activity 2. Ask and answer.**

Were you at a shopping centre yesterday?

No, I wasn't. I was at the cinema. I was excited! What about you?

# Unit 4 Skills | Reach higher

## 1 Read. Answer the questions.

Dear Elaine,

How are you? I'm at a summer camp in Malta. It's sunny and warm every day, and it's great fun! This week, we're learning all about archaeology.


Yesterday, we were at a site early in the morning, but I wasn't tired. I was really excited! There were some coins and bones buried in the earth near my area. The coins were interesting, but they weren't silver or gold because they were old.

Today, I want to examine some jewellery at the site. There are special tools that we can use.

In the afternoon, we can go surfing at the beach, or we can go to the town shopping centre. I prefer the beach!

See you soon!

May



- 1 What type of text is this? It's a letter.
- 2 Who is writing, and who is it to? \_\_\_\_\_
- 3 What is May doing this week? \_\_\_\_\_
- 4 What does May say about the coins at the site? \_\_\_\_\_
- 5 What does she want to examine today? \_\_\_\_\_
- 6 What would she like to do this afternoon? \_\_\_\_\_

## 2 Choose a town or a city. Write a letter to a friend.

Dear \_\_\_\_\_,

How \_\_\_\_\_? I'm in \_\_\_\_\_.

It's \_\_\_\_\_ and great fun! This week, \_\_\_\_\_.

Yesterday, \_\_\_\_\_.

Today, \_\_\_\_\_.

I prefer \_\_\_\_\_.

See you soon!

\_\_\_\_\_

## 3 Talk about your postcard from Activity 2. Give opinions and ask questions.

I'm in ... Yesterday, I was at a science museum.

Yes, I was. Were you at a museum yesterday?

That's interesting! Were you excited?

# Unit 5 Skills | Support

## 1 Read. Circle *True* or *False*.

Noah  
Hi, Emma! 🗣️ Did you watch a film with your cousins last night?

Emma  
Hi, Noah! Yes, I did. We watched a horror film. It was scary and we screamed a lot!

Ohh! 🤯

Did you watch a film, too?

Yes, I did. My little sister wanted to watch an animated film. We watched one about a snowman. It was nice, but a bit sad. My sister cried at the end.

Ohh! 😊 There's a new action film online that I want to watch. It's called *Don't Stop*. Let's watch it together!

Good idea!

- 1 Emma and Noah are chatting about last night. True / False
- 2 Emma watched a horror film with Noah. True / False
- 3 Noah wanted to watch an animated film. True / False
- 4 Noah's sister wasn't happy at the end of the animated film. True / False
- 5 *Don't Stop* is the name of an action film. True / False
- 6 Emma wants to watch *Don't Stop* with Noah's sister. True / False

## 2 Imagine and write a text chat with a friend. Choose the words to complete the chat. Write *M* for *me* and *F* for *my friend* in the boxes.

an action film    an animated film    a comedy   
 a horror film    a musical    a science-fiction film

You ... clapped    cried   
 laughed    screamed

Hi! I watched \_\_\_\_\_ last night. I watched it with \_\_\_\_\_.  
 It was \_\_\_\_\_. I \_\_\_\_\_ at the end. Did you \_\_\_\_\_?

Yes! Last night, I watched \_\_\_\_\_ with \_\_\_\_\_.

Cool! How \_\_\_\_\_ it?

It was \_\_\_\_\_. I \_\_\_\_\_ at the end.

## 3 Talk about your text chat from Activity 2.

Last night, I watched a comedy with my parents. We laughed a lot! My friend watched ... What about you?

I watched ... with ... We ... My friend ...

# Unit 5 Skills | Consolidate

1 Read. Write *Emma*, *Noah* or *Noah's sister*.

Noah  
Hi, Emma! 🙋 Did you watch a film with your cousins last night?

Emma  
Yes, I did! We watched a great horror film. It was scary and we screamed a lot!

Ohh! 🤩

What about you, Noah? Did you watch a film, too?

Yes, I did. My little sister wanted to watch an animated film. It was about a snowman. It's nice, but a bit sad. My sister cried at the end.

Ohh! 😞 There's an action film online that I want to watch this afternoon. It's called *Don't Stop*. It looks exciting! We can watch it together ...

Good idea!

- 1 This person starts the text chat.
- 2 This person talks about a scary film.
- 3 Last night, this person wanted to watch a film about a snowman.
- 4 This person wasn't happy at the end of the film.
- 5 This person didn't watch a sad film.
- 6 This person would like to watch a film online this afternoon.

Noah

\_\_\_\_\_

\_\_\_\_\_

\_\_\_\_\_

\_\_\_\_\_

2 Imagine and write a text chat with a friend. Choose the words to complete the chat. Write *M* for *me* and *F* for *my friend* in the boxes.

action film     animated film     comedy

horror film     musical     science-fiction film

You ... clapped     cried

          laughed     screamed

Hi! I \_\_\_\_\_ last \_\_\_\_\_. I \_\_\_\_\_ with \_\_\_\_\_ . It was \_\_\_\_\_. I \_\_\_\_\_ at the end. Did \_\_\_\_\_ ?

Yes! Last \_\_\_\_\_, I \_\_\_\_\_ with \_\_\_\_\_ .

Cool! How \_\_\_\_\_ ?

It was \_\_\_\_\_. I \_\_\_\_\_ at the end.

3 Talk about your text chat from Activity 2. Ask and answer.

Last night, I watched a comedy with my parents.

Did you like it?

Yes, I did! We laughed a lot! My friend watched ... with ...  
What about you?

# Unit 5 Skills | Reach higher

## 1 Read. Complete the sentences.

Noah

Hi, Emma! 🗋️ Did you watch a film with your cousins last night?

Emma

Yes, I did! We watched a horror film. It was scary and I screamed a lot!!

Ohh! I don't like horror films. 🗋️

I didn't know that! What about you? Did you watch a film last night?

Yes, I did. I wanted to watch a musical, but my little sister preferred an animated film about a snowman. We watched the snowman film. It's nice, but a bit sad. My sister cried at the end.

Ohh! 😊 There's an action film online that I want to watch this afternoon. It's called *Don't Stop*. It looks exciting! We can watch it together ...

Good idea!

- This is an online chat between two friends called Emma and Noah.
- Last night, Emma and her cousins \_\_\_\_\_.
- Noah \_\_\_\_\_ horror films.
- Noah \_\_\_\_\_ an animated film last night. He wanted \_\_\_\_\_.
- At the end of the animated film, \_\_\_\_\_ sad.
- Emma and Noah are planning to \_\_\_\_\_ this afternoon.

## 2 Imagine a text chat with a friend about films you watched. Write your chat.

Hi! I \_\_\_\_\_

\_\_\_\_\_ . Did \_\_\_\_\_ ?

Yes! Last \_\_\_\_\_, I \_\_\_\_\_.

Cool! How \_\_\_\_\_ ?

\_\_\_\_\_

\_\_\_\_\_

## 3 🗣️ Talk about your text chat from Activity 2. Ask and answer.

Last night, I watched a comedy with my parents.

What was it about?

It was about ... We laughed a lot! Did you watch a film last night?

Yes, I did. I watched ... It was about ...

**Unit 6 Skills | Support**

1 Read. Circle *True* or *False*.

← → ↺ 🏠 🔒
★ ☰

# From us to you

**Astronaut Ellyn Wilson writes to us from the space shuttle!**

**What's it like on the space shuttle?**  
It's small! We don't use our legs a lot. There isn't much gravity.

**Do you have to do exercise?**  
Yes, we do. I have to keep my muscles strong!

**Do you have to do any special tasks?**  
Yes, I have to check the computers often.

**Do astronauts have to speak different languages?**  
Yes, we do. I speak English and Russian.

**Do you like being an astronaut?**  
Yes, I love it!

- |  |                     |
|--|---------------------|
| 1 This is an interview about doing exercise.                     | True / <u>False</u> |
| 2 Ellyn is answering questions from a space shuttle.             | True / False        |
| 3 Ellyn doesn't have to use her legs a lot on the space shuttle. | True / False        |
| 4 Doing exercise isn't important for Ellyn.                      | True / False        |
| 5 She has to do three special tasks.                             | True / False        |
| 6 She speaks two languages.                                      | True / False        |

2 Imagine your friend is an astronaut. Write questions for an interview with your friend. Use the words in the boxes to help you.

- What's it like ...?  
 on the Moon on the space station
- Do you have to ...?  
 do experiments eat special food  
 send lots of messages study maths  
 write in a diary
- Do you like ...?  
 doing exercise eating with a straw  
 learning languages sleeping on the wall

## From us to you

What's it like \_\_\_\_\_ ?

Do you have to \_\_\_\_\_ ?

Do you have to \_\_\_\_\_ ?

Do you have to \_\_\_\_\_ ?

Do you like \_\_\_\_\_ ?

3 Interview your friend. Ask your questions from Activity 2. Then answer your friend's questions. Are any of your answers the same?

What's it like on the Moon?

You can float because there isn't a lot of gravity.  
You don't have to use your legs.

**Unit 6 Skills | Consolidate**

1 Read and circle.

← → ↻ 🏠 🔒
★ ☰

# From us to you

**Astronaut Ellyn Wilson writes to us from the space shuttle!**

**What's it like in the space shuttle?**  
It's small! We don't use our legs a lot because there isn't much gravity.

**Do you have to do exercise?**  
Yes. Exercise is fun! And it helps us keep our muscles strong.

**Do you have to do any special tasks?**  
Yes, I have to check the computers often.

**Do you have to learn different languages to become an astronaut?**  
Yes, you do. I speak English and Russian.

**Do you like being an astronaut?**  
It's not an easy job, but I love it!

- 1 This is an interview about learning languages / someone's job / doing exercise.
  - 2 Ellyn is asking / answering / writing questions from a space shuttle.
  - 3 Doing exercise is important / isn't important / is boring for Ellyn.
  - 4 Ellyn's special task is doing exercise / checking the computers / speaking Russian.
  - 5 She speaks two / three / four languages.
  - 6 Ellyn says that being an astronaut is scary / easy / difficult.
- 2 Imagine your friend is an astronaut. Write questions for an interview with your friend. Use the words in the box to help you, or use your own ideas.

- on the Moon
- on the space station
- do exercise
- do experiments
- eat special food
- eat with a straw
- learn languages
- send lots of messages
- sleep on a wall
- study maths
- write in a diary

# From us to you

What's it like \_\_\_\_\_ ?

Do you have to \_\_\_\_\_ ?

Do you have to \_\_\_\_\_ ?

Do you have to \_\_\_\_\_ ?

Do you like \_\_\_\_\_ ?

3 Interview your friend. Ask your questions from Activity 2 and take notes. Then join another pair and share your friend's answers.

- What's it like on the Moon?
- My friend can float on the Moon because ...

You can float because there isn't a lot of gravity.  
You don't have to use your legs.



# Unit 6 Skills | Reach higher

1 Read. Answer the questions.

← → ↻ 🏠 🔒
★ ☰

## From us to you

### Astronaut Ellyn Wilson writes to us from the space shuttle!

**What's it like in the space shuttle?**  
It's small! We don't use our legs a lot because there isn't much gravity.

**Do you have to do exercise?**  
Yes. Exercise is fun! And it helps us keep our muscles strong.

**Do you have to do any special tasks?**  
Yes, I have to check the computers often, but I don't have to send messages. Another astronaut called Brad has to do that.

**Do you have to learn different languages to become an astronaut?**  
Yes, you do. I speak English and Russian.


**Do you like being an astronaut?**  
It's not an easy job, but I love it!



- 1 Where can you find an interview like this? In a magazine or online.
- 2 What is the interview about? \_\_\_\_\_
- 3 Where is Ellyn? \_\_\_\_\_
- 4 What does she say about doing exercise? \_\_\_\_\_
- 5 Why doesn't Ellyn have to send messages? \_\_\_\_\_
- 6 Why do you think learning different languages is important for this job? \_\_\_\_\_

2 Imagine your friend is an astronaut. Write questions for an interview with your friend.

## From us to you



What's it like \_\_\_\_\_ ?

Do you have to \_\_\_\_\_ ?

Do you have to \_\_\_\_\_ ?

Do you have to \_\_\_\_\_ ?

Do you like \_\_\_\_\_ ?

3 Work with a friend. Ask each other your questions from Activity 2. Then discuss: What can we learn thanks to astronauts?

What's it like on the Moon?

You can float because ...

# Unit 7 Skills | Support

## 1 Read and match.

### Visit Edinburgh

Pack your bag! We're going on holiday to Edinburgh in Scotland.

**What are you going to see?**  
Explore our capital city. Don't miss the city's famous monuments and attractions!

**Where are you going to stay?**  
There are lots of hotels in Edinburgh. Look on our website for details.

**What are you going to do?**  
You can visit Edinburgh Castle. You can also go on a bus tour. Or you can go on a trail in the countryside near Edinburgh.



**Book your holiday today!**

- |  |  |
|--|--|
| <ol style="list-style-type: none"> <li>1 This travel brochure gives information</li> <li>2 Tourists can see</li> <li>3 Tourists can stay</li> <li>4 There are three ideas about</li> <li>5 You can explore the city</li> <li>6 Tourists can also go</li> </ol> | <ol style="list-style-type: none"> <li>a monuments and attractions.</li> <li>b about Edinburgh, in Scotland.</li> <li>c things to do in Edinburgh.</li> <li>d on a trail in the countryside.</li> <li>e in one of the city's hotels.</li> <li>f by bus.</li> </ol> |
|--|--|

## 2 Think of a city and write a travel brochure. Choose and circle the words to complete your brochure.

- Things to see:  
monuments towers  
attractions parks
- Where to stay:  
hotel cabin
- Things to do:  
go on a bus tour  
go to a theme park  
have a picnic visit an art  
gallery / a castle / museums

### Visit \_\_\_\_\_

We're going on holiday to \_\_\_\_\_!

**What are you going to see?**  
Don't miss the city's \_\_\_\_\_.

**Where are you going to stay?**  
You can stay in \_\_\_\_\_.

**What are you going to do?**  
You can \_\_\_\_\_.  
You can also \_\_\_\_\_.  
Or you can \_\_\_\_\_.

## 3 Show your brochure to a friend. Tell your friend to visit your city.

Come and visit ... You can see ... You can stay in ...  
You can do some interesting things: you can ...

# Unit 7 Skills | Consolidate

1 Read. Complete the sentences.

## Visit Edinburgh

Pack your bag and get ready! We're going on holiday to Edinburgh in Scotland.

**What are you going to see?**


Explore our capital city. Don't miss the city's famous monuments and attractions!

**Where are you going to stay?**

There are lots of hotels in Edinburgh. You can stay in one of them!

**What are you going to do?**

You can visit Edinburgh Castle. You can also go on a bus tour. There are



interesting art galleries too, like the National Gallery of Scotland. Or you can go on a trail in the countryside near Edinburgh.

**Book your holiday today!**

- 1 This brochure gives information about Edinburgh.
- 2 Tourists can see the city's \_\_\_\_\_.
- 3 Tourists can stay \_\_\_\_\_.
- 4 Tourists can visit Edinburgh \_\_\_\_\_, or go around the city by \_\_\_\_\_.
- 5 The National Gallery of Scotland is an example of an \_\_\_\_\_ in Edinburgh.
- 6 After exploring the city, tourists can enjoy a walk in \_\_\_\_\_.

2 Think of a city and write a travel brochure. You can choose ideas from the box or use your own ideas.

- cabin hotel
- monuments towers
- attractions
- go on a bus tour
- go to a theme park
- have a picnic
- visit an art gallery / a castle / museums

## Visit \_\_\_\_\_

We're going \_\_\_\_\_!

**What are you** \_\_\_\_\_?

Don't miss the city's \_\_\_\_\_.

**Where are you** \_\_\_\_\_?

You can stay \_\_\_\_\_.

**What are you** \_\_\_\_\_?

You can \_\_\_\_\_.

There are also \_\_\_\_\_.

You can also \_\_\_\_\_.

Or you can \_\_\_\_\_.

3 Show your brochure to a friend. Tell your friend to visit your city.

Come and visit ... You can see ... You can stay ...  
You can do some interesting things: you can ... There are ...

# Unit 7 Skills | Reach higher

1 Read. Answer the questions.

## Visit Edinburgh

Pack your bag and get ready! We're going on holiday to Edinburgh in Scotland.

### What are you going to see?


Explore our capital city. Don't miss the city's historic monuments and famous attractions. Don't forget your guidebook!

### Where are you going to stay?

There are lots of amazing hotels in Edinburgh. Go to our website and you can choose which to stay in.

### What are you going to do?

You can visit Edinburgh Castle. You can also go on a bus tour. There are



interesting art galleries, too, like the National Gallery of Scotland. Or you can go on a trail in the countryside near Edinburgh.

Are you ready for an adventure?

**Book your holiday today!**

- 1 What is the brochure about?
- 2 What can tourists see in the city?
- 3 Where can you find information about places to stay?
- 4 How many ideas are there about things to do?
- 5 What type of place is the National Gallery of Scotland?
- 6 Which is your favourite activity from the brochure? Why?

*It's about holiday activities in Edinburgh.*

---



---



---



---



---



---

2 Think of a city. Write a travel brochure.

## Visit \_\_\_\_\_

We're going \_\_\_\_\_ !

**What** \_\_\_\_\_ ? Don't miss the city's \_\_\_\_\_ .

Don't forget \_\_\_\_\_ !

**Where** \_\_\_\_\_ ? You can \_\_\_\_\_ .

**What** \_\_\_\_\_ ? You can \_\_\_\_\_ .

There are also \_\_\_\_\_ .

You can \_\_\_\_\_ , too. Or \_\_\_\_\_ .

3 Read your friend's brochure. Tell your friend three activities that you like from it.

I like your brochure about ... My favourite activities from your brochure are ...